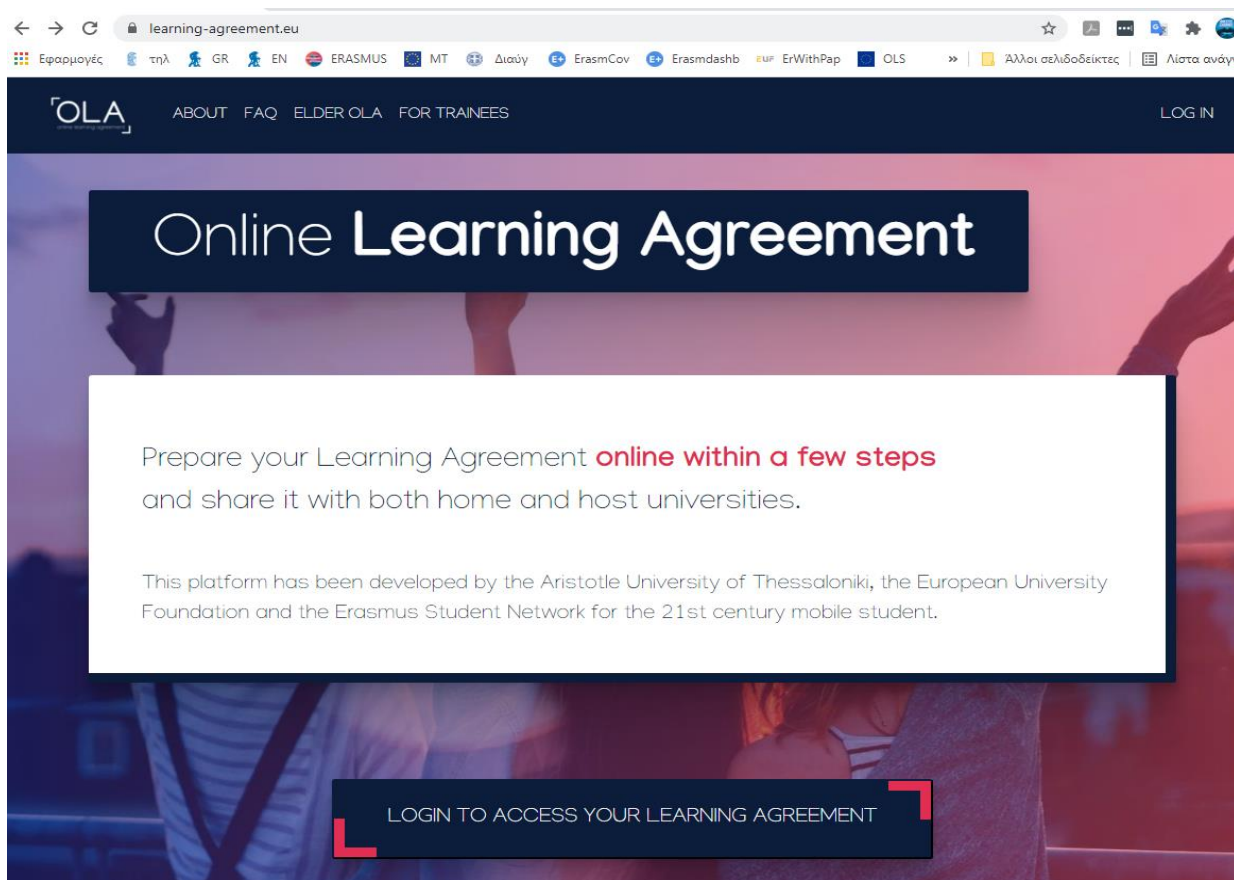


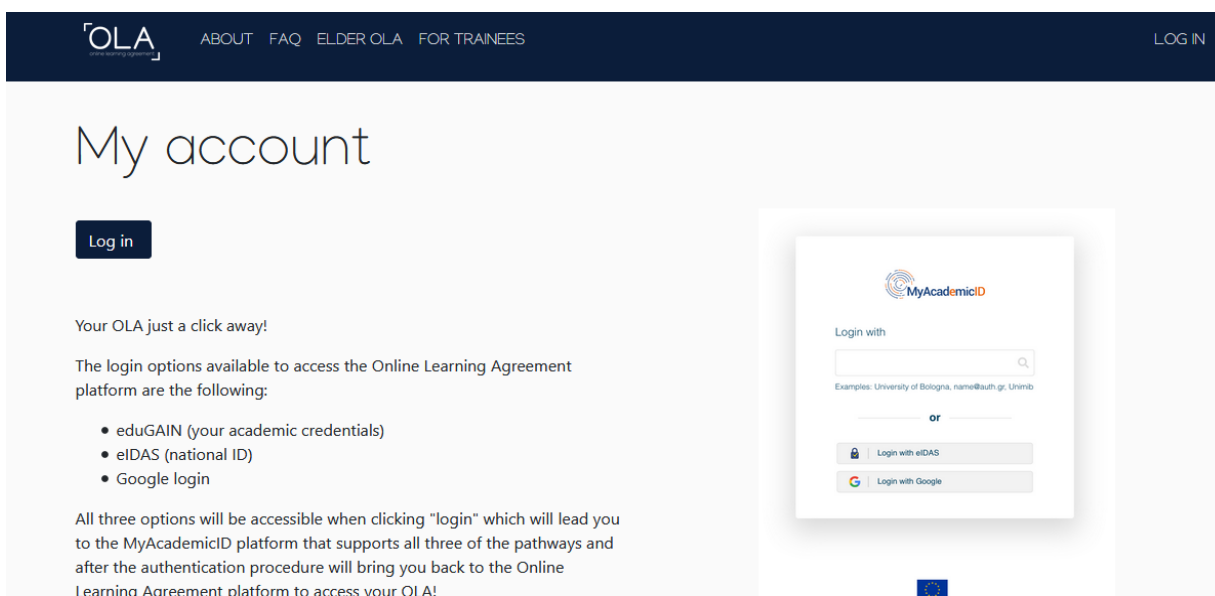
## Εισαγωγή στο On line Learning Agreement

- Συνδέεστε στην πλατφόρμα OLA μέσω της διεύθυνσης: <https://learning-agreement.eu>




The screenshot shows the homepage of the Online Learning Agreement (OLA) platform. The browser address bar displays 'learning-agreement.eu'. The navigation menu includes 'OLA', 'ABOUT', 'FAQ', 'ELDER OLA', 'FOR TRAINEES', and 'LOG IN'. The main heading is 'Online Learning Agreement'. Below it, a text box states: 'Prepare your Learning Agreement **online within a few steps** and share it with both home and host universities. This platform has been developed by the Aristotle University of Thessaloniki, the European University Foundation and the Erasmus Student Network for the 21st century mobile student.' At the bottom, a dark blue button with white text reads 'LOGIN TO ACCESS YOUR LEARNING AGREEMENT'.

- Πατάτε το **LOG IN TO ACCESS YOUR LEARNING AGREEMENT** και εμφανίζεται η παρακάτω καρτέλα.




The screenshot shows the 'My account' login page. The navigation menu is the same as in the previous screenshot. The main heading is 'My account'. Below it, there is a 'Log in' button. The text reads: 'Your OLA just a click away! The login options available to access the Online Learning Agreement platform are the following:'. A list of login options is provided: eduGAIN (your academic credentials), eIDAS (national ID), and Google login. Below the list, it states: 'All three options will be accessible when clicking "login" which will lead you to the MyAcademicID platform that supports all three of the pathways and after the authentication procedure will bring you back to the Online Learning Agreement platform to access your OLA!'. On the right side, there is a preview of the MyAcademicID login interface, which includes a search bar, a search icon, and three login buttons: 'Login with eIDAS' and 'Login with Google'.

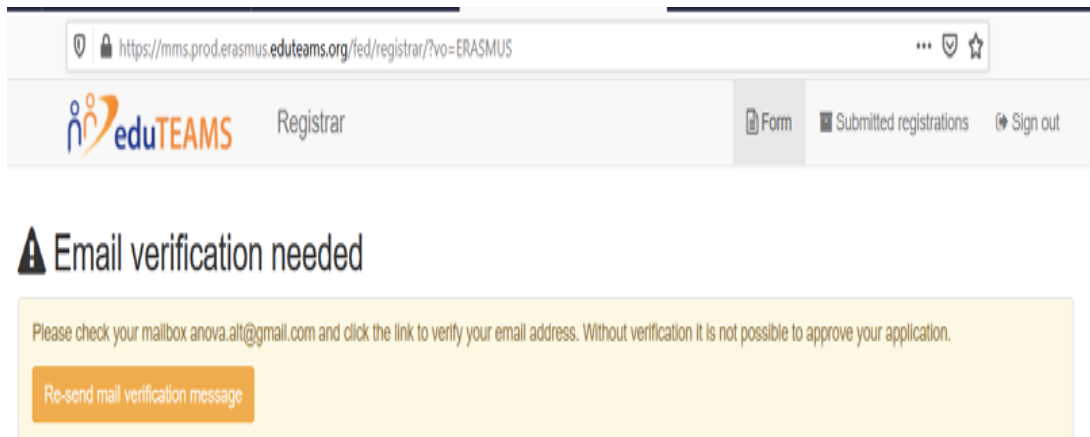
- Πατάτε πάλι **Log in** και εμφανίζεται η παρακάτω καρτέλα. Κάνετε **Login with Google** μέσω του προσωπικού ή ακαδημαϊκού σας email.



- Στην επόμενη καρτέλα πατάτε **Proceed to register on the MyAcademicID IAM Service service** και βάζετε **Username**.



- Λαμβάνετε email και κάνετε κλικ στον σύνδεσμο για verification.



Τέλος, μπαίνετε στο **My Learning Agreements** στην πλατφόρμα OLA για να επεξεργαστείτε το Learning Agreement σας σύμφωνα με τις οδηγίες που υπάρχουν στην ιστοσελίδα του ΤΕΔΣ <http://www.interel.uoa.gr/erasmus/sm/learning-agreement-for-studies.html>



Μετά την αρχική εγγραφή χρησιμοποιείτε το username που ορίσατε για να συνδέεστε κάθε φορά που χρειάζεται στην πλατφόρμα OLA